

# SPESIFIKASI TEKNIS ISUZU GIGA GVR 34H

## DIMENSI / DIMENSION

		GVR 34 H
PANJANG / OVERALL LENGTH (OAL)	mm	5,948
LEBAR / OVERALL WIDTH (OW)	mm	2,470
TINGGI / OVERALL HEIGHT (OH)	mm	2,860
JARAK SUMBU / WHEELBASE (WB)	mm	3,450
JULUR DEPAN / FRONT OVER HANG (FOH)	mm	1,440
JULUR BELAKANG / REAR OVER HANG (ROH)	mm	1,058
JARAK TERENDAH KE TANAH / MINIMUM CLEARANCE (HH)	mm	235
JEJAK DEPAN / FRONT TREAD (AW)	mm	1,970
JEJAK BELAKANG / REAR TREAD (CW)	mm	1,845

## MESIN / ENGINE

MODEL / MODEL		6 HK1-TCS
TIPE / TYPE		IN-LINE 6 CYLINDERS, OHC DIRECT INJECTION DIESEL
DIAMETER X LANGKAH / BORE X STROKE	mm	115 X 125
ISI SILINDER / PISTON DISPLACEMENT	cc	7,790
TENAGA MAKSIMUM / MAXIMUM POWER	PS/rpm	285 / 2,400
TORSI MAKSIMUM / MAXIMUM TORQUE	Kgm/rpm	90 / 1,450 -2,400
SISTEM SUPLAI BAHAN BAKAR / FUEL SUPPLY SYSTEM		HEAVY DUTY COMMONRAIL

## BERAT / WEIGHT

BERAT KENDARAAN / VEHICLE MASS	kg	5,450
BERAT TOTAL KENDARAAN / GROSS COMBINATION WEIGHT (GCW)	kg	35,000

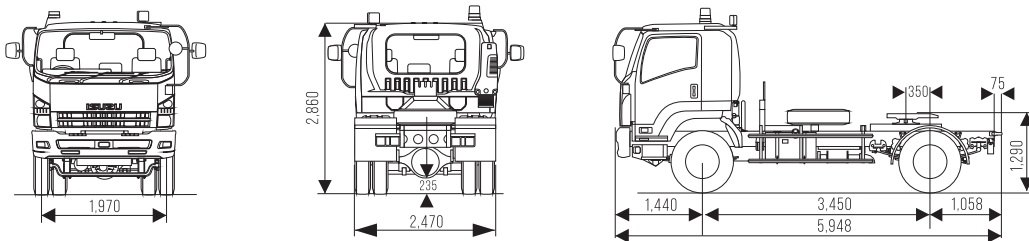
## REM / BRAKE

KONTROL REM / BRAKE CONTROL		AIR OVER HYDRAULIC
-----------------------------	--	--------------------


## KAPASITAS GARDAN / AXLE CAPACITY

DEPAN / FRONT	kg	6,000
BELAKANG / REAR	kg	10,000

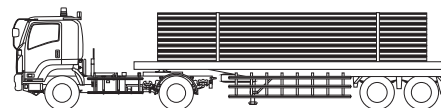
\* Untuk meningkatkan mutu dan penyesuaian dengan perkembangan teknologi, spesifikasi dapat berubah sewaktu-waktu tanpa pemberitahuan  
 \*\* Ilustrasi merupakan contoh sebagian aplikasi di lapangan.



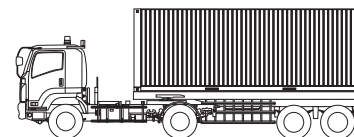
### TANK



### HOLLOW PIPE TRANSPOTER



### CONTAINER TRANSPOTER



## TRANSMISI / TRANSMISSION

		GVR 34 H
MODEL / MODEL		EATON ES 11109
PEBANDINGAN GIGI / GEAR RATIO	Low	12,638
	1st	8,807
	2nd	6,550
	3rd	4,768
	4th	3,548
	5th	2,482
	6th	1,846
	7th	1,344
	8th	1,000
	Rev	13,210
PERBANDINGAN GIGI TERAKHIR / FINAL GEAR RATIO		5,125

## RODA / TYRE

BAN DEPAN / FRONT TYRE		SINGLE 10.00-20-16PR (MILLER)
BAN BELAKANG / REAR TYRE		DOUBLE 10.00-20-16PR (MILLER)

## SUSPENSI / SUSPENSION

DEPAN / FRONT		MULTI LEAF
BELAKANG / REAR		MULTI LEAF

## LAIN-LAIN / OTHERS

KAPASITAS TANGKI / FUEL TANK CAPACITY	litr	200
RADIUS PUTAR / MINIMUM TURNING RADIUS	mm	5,9
DAYA TANJAK / MAXIMUM GRADE ABILITY	%	30
ALTERNATOR	V-A	24 - 50
KECEPATAN MAKSIMUM / MAXIMUM SPEED	km/jam	100
KABIN / CABIN		WIDE 5 ( WITH BED SPACE)
AKI / ACCU		12 - 60 AH X 2
DIMENSI RANGKA / FRAME DIMENSION		850 X 258 X 10
REGULASI EMISI / EMISI REGULATION		EURO 2



TRANSMISI EATON ES 11109



AOH BRAKE SYSTEM

Agen Pemegang Merek & Distributor :

**PT ISUZU ASTRA MOTOR INDONESIA**



www.isuzu-astra.com

**GVR** 34H TRACTOR HEAD  
6 CYL. | 285PS | 4X2 HEAVY DUTY COMMONRAIL

**PERKASA TENAGANYA, JAUH JELAJAHNYA**



KABIN DILENGKAPI LUTHER & JOK BARU YANG ELEGAN



PENAMBAHAN ANTI KARAT PADA KABIN